



Certificate of Analysis

Amended

Powered by Confident Cannabis

1 of 1

Jazzy CBD

4744 Paradise Rd
Las Vegas, NV 89169
jazzycbdflower@gmail.com
(702) 398-3929
Lic. #


Sample: 2011NVC2773-16777

Strain: Garlic OG

Sample Received: 11/20/2020; Report Created: 11/20/2020

Garlic OG

Plant, Flower - Cured
Harvest Process Lot: ; METRC Batch: ; METRC Sample:



NR

Δ9-THC

14.283%

CBD

12.032%

CBDa

Cannabinoids

Complete

Analyte	LOQ	Mass	Mass	Concentration
	%	%	mg/g	
THCa	0.126	0.329	3.29	
Δ9-THC	0.126	NR	NR	
CBDa	0.126	12.032	120.32	█
CBD	0.126	14.283	142.83	█
CBC	0.063	NR	NR	
CBG	0.063	NR	NR	
CBN	0.126	NR	NR	
THCV	0.063	NR	NR	
Δ8-THC	0.063	NR	NR	
CBGa	0.063	0.688	6.88	
CBDV	0.063	NR	NR	
Total		27.332	273.32	

Notes:

Total THC = THCa * 0.877 + Δ9-THC + Δ8-THC

Total CBD = CBDa * 0.877 + CBD

Total Edible THC = Δ9-THC + Δ8-THC

LOQ = Limit of Quantitation; The reported result is based on a sample weight with the applicable moisture content for that sample; Unless otherwise stated all quality control samples performed within specifications established by the Laboratory. Cannabinoids analyzed by SOP-021.

Amended

6631 Schuster Street
Las Vegas, NV
(702) 826-2700
http://www.nvcann.com

Rev 1 Client name changed, original data found
2010NVC2379-14376

Chris Wakefield
Chris Wakefield
Scientific Operations Director

Confident Cannabis
All Rights Reserved
support@confidentcannabis.com
(866) 506-5866



All pass limits are as specified in NAC 453.A and Taxation Department Second Policies. Unless otherwise stated all quality control samples performed within specifications established by the Laboratory. This product has been tested by NV Cann Labs using valid testing methodologies and a quality system as required by Nevada state law. Values reported relate only to the product tested. NV Cann Labs makes no claims as to the efficacy, safety or other risks associated with any detected or non-detected levels of any compounds reported herein. This Certificate shall not be reproduced except in full, without the written approval of NV Cann Labs. Uncertainty and statement of conformity are available upon request. All analysis were performed at NV Cann Labs unless otherwise stated. Sampling Plan SOP-001 and Sampling Method SOP-027 were used to collect samples. If sample(s) are NOT collected by NV Cann Labs, result(s) apply to the samples as received.


Current Chromatogram(s)

DAD1 A, Sfg=220.8 Ref=360.40 (C:\CHEM321\DATA\POTENCY ANALYSIS 2021-07-12 10-38-20\002-41-THC-O RND.D)
PMP1, PMP1A, Pressure (002-41-THC-O RND.D)

Norm.

A separate HPLC test was ran to identify the THC-O present in the oil.

Graph below shows levels of 72.1% THC-O, 5.7% Delta 8 THC and No Detectable Delta-9 THC.



PharmLabs San Diego Certificate of Analysis



SDPharmLabs

3421 Hancock St, Second Floor, San Diego, CA 92110 | License: C8-000098-LIC
ISO/IEC 17025:2017 Certification L17-427-1 | Accreditation #85368

Sample **THC-O R&D**

Sample ID SD210716-001 (41774)

Matrix **Distillate - NI (Other Cannabis Good)**

Tested for **NV Farms**

Sampled Received **Jul 15, 2021**

Reported **Jul 16, 2021**


Analyses executed **CAN+, RES, PES**

CAN+ - Cannabinoid Profile Analysis

Sample photography

Analyzed Jul 16, 2021 | Instrument HPLC-VWD | Method SOP-001

Analyte	LOD mg/g	LOQ mg/g	Result %	Result mg/g
Cannabidiol (CBD)	0.002	0.8	ND	ND
Cannabidiolic Acid (CBDA)	0.001	0.8	ND	ND
Cannabigerol Acid (CBGA)	0.001	0.8	ND	ND
Cannabigerol (CBG)	0.001	0.8	ND	ND
Cannabidiol (CBD)	0.001	0.8	0.23	2.31
Tetrahydrocannabivarin (THCV)	0.001	0.012	ND	ND
Cannabinol (CBN)	0.001	0.8	ND	ND
Tetrahydrocannabinol (Δ^9 -THC)	0.003	0.8	ND	ND
Δ^8 -tetrahydrocannabinol (Δ^8 -THC)	0.004	0.8	9.72	97.20
Cannabicyclol (CBL)	0.002	0.006	ND	ND
Cannabichromene (CBC)	0.002	0.005	ND	ND
Tetrahydrocannabinolic Acid (THCA)	0.001	0.8	ND	ND
Total THC (THCa * 0.877 + THC)			ND	ND
Total CBD (CBDA * 0.877 + CBD)			0.23	2.31
Total CBG (CBGA * 0.877 + CBG)			ND	ND
TOTAL CANNABINOIDS			9.95	99.50



ND Not Detected
N/A Not Applicable
NT Not Reported
LOD Limit of Detection
LOQ Limit of Quantification
LLOQ Detected
>ULOL Above upper limit of linearity
CFU/g Colony Forming Units per 1 gram
TNTC Too Numerous to Count



Scan the QR code to verify authenticity.

Authorized Signature

Dr. Lia Prevedello, Laboratory Director
Fri, 16 Jul 2021 14:44:59 -0700



PharmLabs San Diego | 3421 Hancock St, Second Floor, San Diego, CA 92110 | 619.356.0898 | ISO/IEC 17025:2017 Certification L17-427-1

*This report shall not be reproduced except in full, without the written approval of the lab. This report is for informational purposes only and should not be used to diagnose, treat or prevent any disease. Results are only for samples and batches indicated. Results are reported on an "as received" basis, unless indicated otherwise.

RES - Pesticides Screening Analysis

Analyzed Jul 16, 2021 | Instrument LC/MSMS GC/MSMS | Method SOP-003

Analyte	LOD ug/g	LOQ ug/g	Result ug/g	Limit ug/g	Analyte	LOD ug/g	LOQ ug/g	Result ug/g	Limit ug/g
Aldicarb	0.0078	0.02	ND	0.0078	Carbofuran	0.01	0.02	ND	0.01
Dimethoate	0.01	0.02	ND	0.01	Etofenprox	0.02	0.1	ND	0.02
Fenoxycarb	0.01	0.02	ND	0.01	Thiachloprid	0.01	0.02	ND	0.01
Daminozide	0.01	0.03	ND	0.01	Dichlorvos	0.02	0.07	ND	0.02
Imazail	0.02	0.07	ND	0.02	Methiocarb	0.01	0.02	ND	0.01
Spiroxamine	0.01	0.02	ND	0.01	Coumaphos	0.01	0.02	ND	0.01
Fipronil	0.01	0.1	ND	0.01	Paclobutrazol	0.01	0.03	ND	0.01
Chlorpyrifos	0.01	0.04	ND	0.01	Ethoprophos (Propfos)	0.01	0.02	ND	0.01
Baygon (Propoxur)	0.01	0.02	ND	0.01	Chlordane	0.04	0.1	ND	0.04
Chlorfenapyr	0.03	0.1	ND	0.03	Methyl Parathion	0.02	0.1	ND	0.02
Mevinphos	0.03	0.08	ND	0.03	Abamectin	0.03	0.08	ND	0.3
Acephate	0.02	0.05	ND	5	Acetamiprid	0.01	0.05	ND	5
Azoxystrobin	0.01	0.02	ND	40	Bifenazate	0.01	0.05	ND	5
Bifenthrin	0.02	0.35	ND	0.5	Boscalid	0.01	0.03	ND	10
Carbaryl	0.01	0.02	ND	0.5	Chlorantraniliprole	0.01	0.04	ND	40
Clofentazine	0.01	0.03	ND	0.5	Diazinon	0.01	0.02	ND	0.2
Dimethomorph	0.02	0.06	ND	20	Etoazole	0.01	0.05	ND	15
Fenpyroximate	0.02	0.1	ND	2	Fonicamid	0.01	0.02	ND	2
Fludioxonil	0.01	0.05	ND	30	Hexythiazox	0.01	0.03	ND	2
Imidacloprid	0.01	0.05	ND	3	Kresoxim-methyl	0.01	0.03	ND	1
Malathion	0.01	0.05	ND	5	Metalaxyl	0.01	0.02	ND	15
Methomyl	0.02	0.05	ND	0.1	Myclobutanil	0.02	0.07	ND	9
Naled	0.01	0.02	ND	0.5	Oxamyl	0.01	0.02	ND	0.2
Permethrin	0.01	0.02	ND	20	Phosmet	0.01	0.02	ND	0.2
Piperonyl Butoxide	0.02	0.06	ND	8	Propiconazole	0.03	0.08	ND	20
Prallethrin	0.02	0.05	ND	0.4	Pyrethrin	0.05	0.41	ND	1
Pyridaben	0.02	0.07	ND	3	Spinosad A	0.01	0.05	ND	3
Spinosad D	0.01	0.05	ND	3	Spiromesifen	0.02	0.06	ND	12
Spirotetramat	0.01	0.02	ND	13	Tebuconazole	0.01	0.02	ND	2
Thiamethoxam	0.01	0.02	ND	4.5	Trifloxystrobin	0.01	0.02	ND	30
Acequinocyl	0.02	0.09	ND	4	Captan	0.01	0.02	ND	5
Cypermethrin	0.02	0.1	ND	1	Cyfluthrin	0.04	0.1	ND	1
Fenhexamid	0.02	0.07	ND	10	Spinetoram J,L	0.02	0.07	ND	3
Pentachloronitrobenzene	0.01	0.1	ND	0.2					

ND Not Detected
 N/A Not Applicable
 NT Not Reported
 LOD Limit of Detection
 LOQ Limit of Quantification
 <LOQ Detected
 >ULOL Above upper limit of linearity
 CFU/g Colony Forming Units per 1 gram
 TNTC Too Numerous to Count



Accreditation #85368



Scan the QR code to verify authenticity.

Authorized Signature

Dr. Lia Prevedello, Laboratory Director
 Fri, 16 Jul 2021 14:44:59 -0700



RES - Residual Solvents Testing Analysis

Analyzed Jul 16, 2021 | Instrument GC/FID with Headspace Analyzer | Method SOP-006

Analyte	LOD ug/g	LOQ ug/g	Result ug/g	Limit ug/g	Analyte	LOD ug/g	LOQ ug/g	Result ug/g	Limit ug/g
Propane (Prop)	0.4	40.0	<LOQ	5000	Butane (But)	0.4	40.0	<LOQ	5000
Methanol (Metha)	0.4	40.0	<LOQ	3000	Ethylene Oxide (EthOx)	0.4	0.8	ND	1
Pentane (Pen)	0.4	40.0	ND	5000	Ethanol (Ethan)	0.4	40.0	<LOQ	5000
Ethyl Ether (EthEt)	0.4	40.0	ND	5000	Acetone (Acet)	0.4	40.0	<LOQ	5000
Isopropanol (2-Pro)	0.4	40.0	<LOQ	5000	Acetonitrile (Acetonit)	0.4	40.0	<LOQ	410
Methylene Chloride (MetCh)	0.4	0.8	ND	1	Hexane (Hex)	0.4	40.0	ND	290
Ethyl Acetate (EthAc)	0.4	40.0	ND	5000	Chloroform (Clo)	0.4	0.8	ND	1
Benzene (Ben)	0.4	0.8	ND	1	1-2-Dichloroethane (12-Dich)	0.4	0.8	ND	1
Heptane (Hep)	0.4	40.0	<LOQ	5000	Trichloroethylene (TriClEth)	0.4	0.8	ND	1
Toluene (Toluene)	0.4	40.0	<LOQ	890	Xylenes (Xyl)	0.4	40.0	ND	2170

ND Not Detected
 N/A Not Applicable
 NT Not Reported
 LOD Limit of Detection
 LOQ Limit of Quantification
 <LOQ Detected
 >ULOL Above upper limit of linearity
 CFU/g Colony Forming Units per 1 gram
 TNTC Too Numerous to Count



FSLA Testing Accreditation #85368



Scan the QR code to verify authenticity.

Authorized Signature

Dr. Lia Prevedello, Laboratory Director
 Fri, 16 Jul 2021 14:44:59 -0700

PharmLabs San Diego | 3421 Hancock St, Second Floor, San Diego, CA 92110 | 619.356.0898 | ISO/IEC 17025:2017 Certification L17-427-1

*This report shall not be reproduced except in full, without the written approval of the lab. This report is for informational purposes only and should not be used to diagnose, treat or prevent any disease. Results are only for samples and batches indicated. Results are reported on an "as received" basis, unless indicated otherwise.